

School-Performance Report

March 2016

Sayville School District

Sayville Website: sayvilleschools.org

Dear Parents, Educators, and Community Members:

HOW DOES SAYVILLE RATE?

The field of education has been experiencing many dramatic changes over the past several years and Sayville School District is no exception. Within this *School-Performance Report* publication is information to help you better understand the character and performance of our schools. You will see that Sayville's graduation rate and performance on NYS Regent exams are well above county and state average. You will also see the outstanding accolades and student-opportunities that characterize Sayville Schools. These outcomes reflect the support of a caring community, the contributions of talented and creative educators, the backing of nurturing families, and of course, the hard work of our students.

Sincerely,
Your Sayville Board of Education

ACCORDING TO THE BASIC EDUCATION DATA SYSTEM

Sayville's TOTAL Enrollment
for K-12 of 2,980 students is
distributed among:

- Three elementary Schools (K-5)
- One middle school (6-8)
- One high school (9-12)
- Free and Reduced Lunch: 9.5%

Sayville has been highly ranked
for its overall **Education Equity***
in providing all students with
opportunities through academic
programs, community service, and
extracurriculum activities.

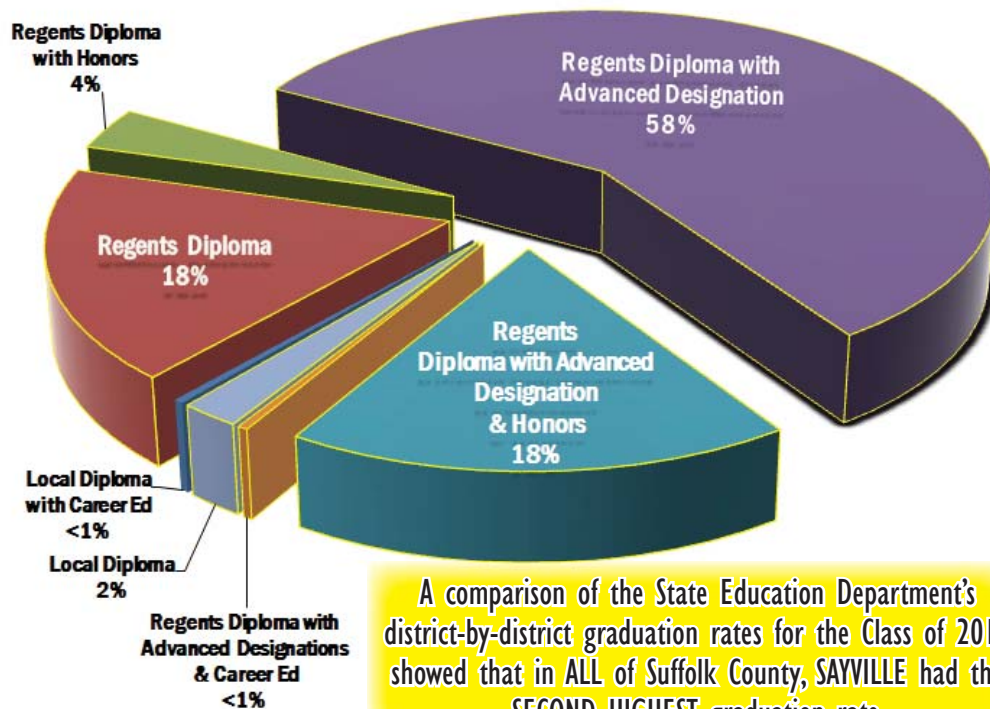
**Education Equity is a measure of
achievement, fairness, and opportunity
in education and is linked with the study
of excellence.*

CHECK OUT WHAT YOUR SCHOOLS HAVE TO OFFER

- Comprehensive Academic Program
- Post Secondary Plan
- R.I.S.E. & R.I.S.E. Tech
- Advanced Placement/Capstone (new for 2016-2017)
- Career-Readiness Opportunities including new Virtual Enterprise International Offering
- LOTE Offerings, including APSpanish & APFrench
- Special-Education Career Development & Prevocational Support
- Clubs and Student Government
- Character Education
- SEED (middle school)
- ACE (elementary schools)
- Extracurriculum
 - Fine Arts
 - Performing Arts
 - Sports & Athletics
- Varied Electives
- Numerous Community Service Opportunities



DIPLOMA TYPES EARNED FROM GRADUATING CLASS



GRADUATION RATE

Second Highest in Suffolk County

- 98% = SAYVILLE COHORT
- 88% = SUFFOLK COUNTY
- 80% = STATEWIDE



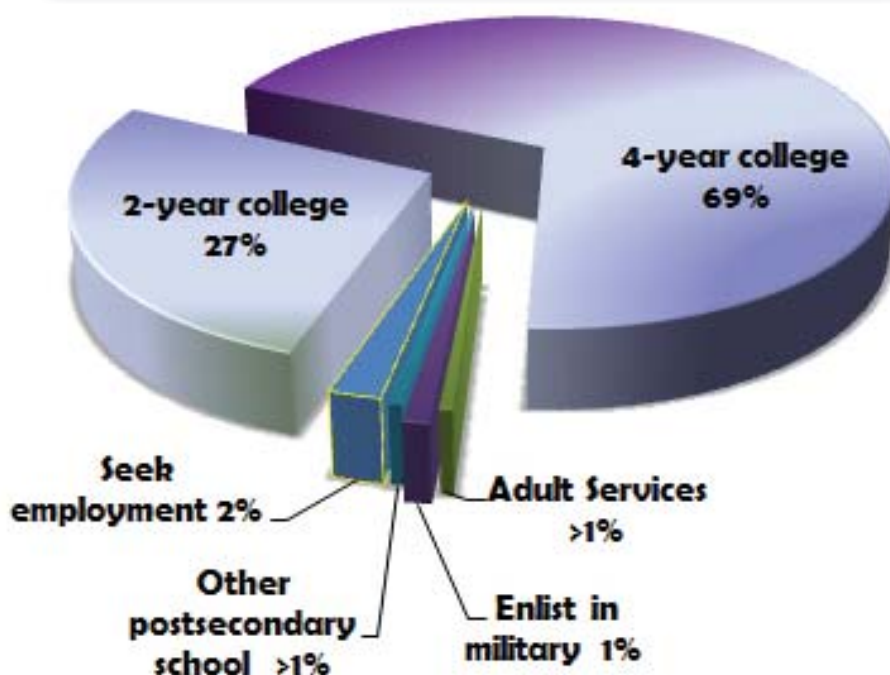
SCHOLARSHIPS AWARDED \$4.3 MILLION

(The amount includes \$117,000 in scholarships and awards from local community organizations.)

SAYVILLE HIGH SCHOOL STUDENTS EARN COLLEGE CREDIT FROM COLLEGES & SCHOOLS THAT INCLUDE:

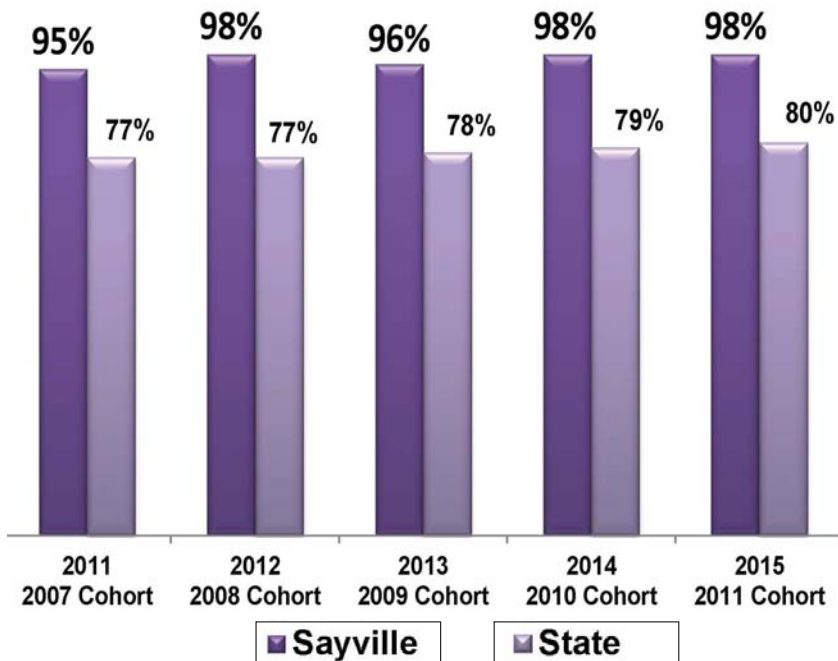
- STONY BROOK UNIVERSITY
- SUNY FARMINGDALE
- SYRACUSE UNIVERSITY
- LIU
- SCCC

Sayville's Post-Graduation Plans



SEVEN courses in our *Program of Studies* can be taken for college credit at a **REDUCED RATE**.

SAYVILLE'S GRADUATION-RATE COMPARISON

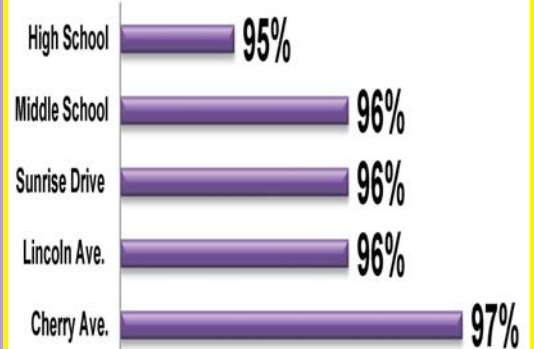


GRADUATION YEAR AND COHORT INCLUDING AUGUST

SAYVILLE'S ATTENDANCE RATE

2014-2015 SCHOOL-YEAR
ATTENDANCE %

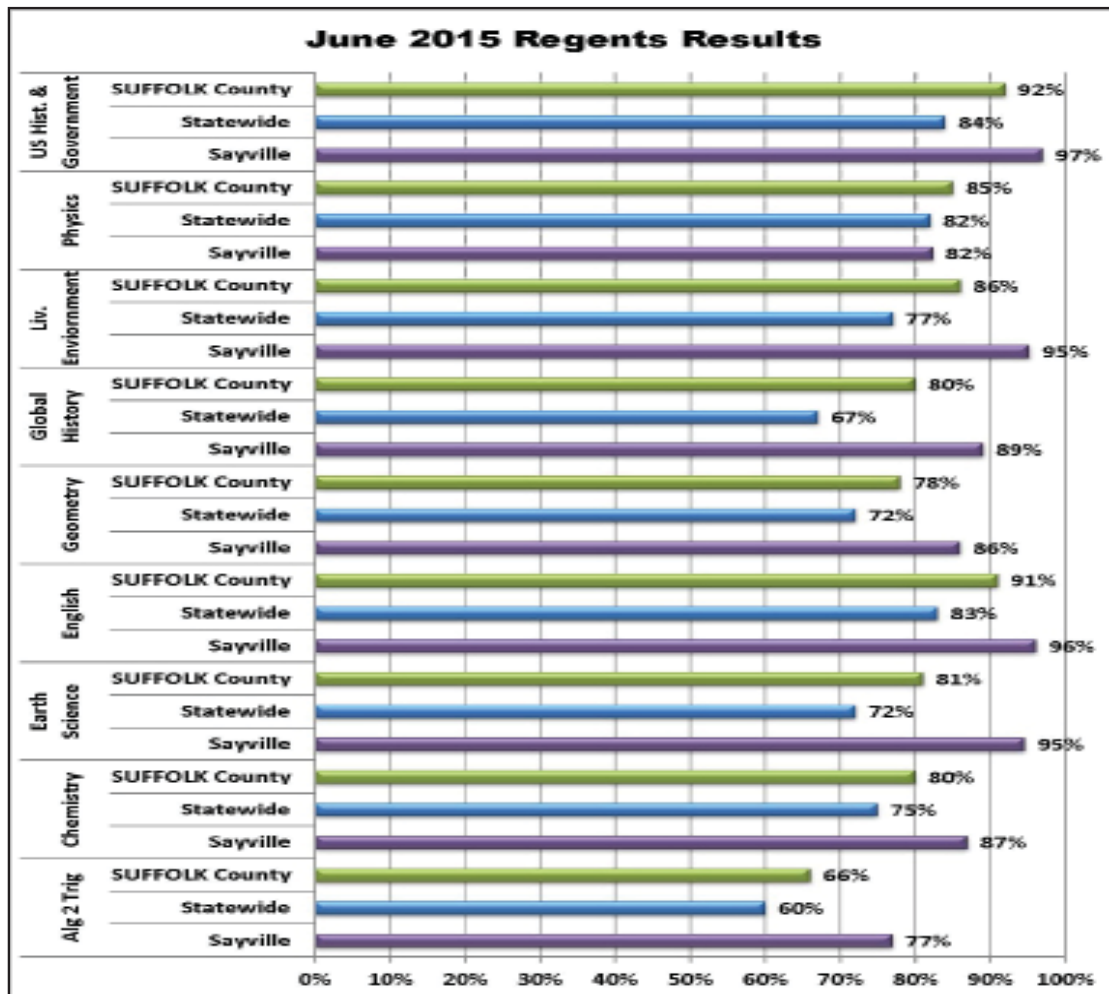
■ 2014-2015 School Year Attendance %



SAYVILLE'S FIVE-YEAR REGENTS-PASSING RATE COMPARISON

5-YEAR REGENTS COMPARISON WITH STATE							GREEN ABOVE	WHITE SAME	RED BELOW	
Percent of Students Scoring 65 or Greater										
Subject	Year	SAYVILLE	STATEWIDE	GAP	Subject	Year	SAYVILLE	STATEWIDE	GAP	
Alg 2 Trig	2011	80	64	16	Global History	2011	94	69	25	
	2012	77	64	13		2012	96	71	25	
	2013	77	66	11		2013	93	71	22	
	2014	73	66	7		2014	87	66	21	
	2015	77	60	17		2015	89	67	22	
Chemistry	2011	87	78	9	Int. Algebra	2011	98	73	25	
	2012	91	78	13		2012	98	71	27	
	2013	86	76	10		2013	97	74	23	
	2014	81	73	8		2014	90	72	18	
	2015	87	75	12		2015	88	62	26	
Earth Science	2011	97	72	25	Liv. Enviornment	2011	97	81	16	
	2012	95	73	22		2012	99	79	20	
	2013	93	71	22		2013	98	76	22	
	2014	95	72	23		2014	98	78	20	
	2015	95	72	23		2015	96	77	19	
English	2011	98	84	14	Physics	2011	79	79	0	
	2012	99	82	17		2012	83	79	4	
	2013	95	77	18		2013	85	81	4	
	2014	95	82	13		2014	89	81	8	
	2015	96	83	13		2015	83	82	1	
Geometry	2011	98	75	23	US Hist. & Government	2011	94	80	14	
	2012	95	74	21		2012	97	79	18	
	2013	94	74	20		2013	96	79	17	
	2014	91	73	18		2014	97	80	17	
	2015	86	72	14		2015	96	84	12	

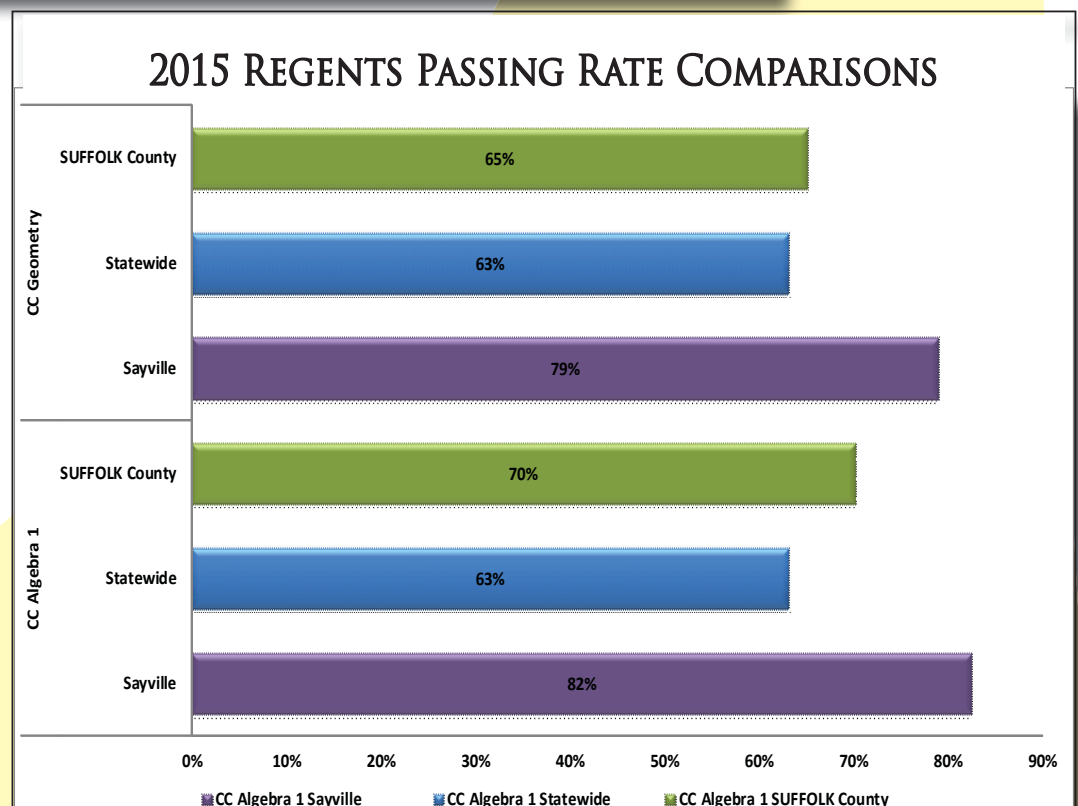
MORE ABOUT THE 2015 REGENTS



SAYVILLE
U.F.S.D.
CONSISTENTLY
OUTPERFORMS
state and county
averages.

THESE STRONG
RESULTS
contribute to
accolades such as
**NEW YORK STATE
REWARD SCHOOL**
and **NEWSWEEK's**
Top High Schools.

DEMANDING &
RIGOROUS
Common Core *Algebra*
and *Geometry* reflect
the more demanding
and rigorous New
York State Learning
Standards.



SAYVILLE'S FIVE-YEAR NYS ELA & MATH COMPARISON

5 YEAR NY State ELA & Math Exams COMPARISON WITH STATE									
Percent of Students Scoring Proficiency					<div> <div>GREEN</div> <div>WHITE</div> <div>RED</div> </div> <div> <div>ABOVE</div> <div>SAME</div> <div>BELOW</div> </div>				
ELA	Year	SAYVILLE	STATEWIDE	GAP	Math	Year	SAYVILLE	STATEWIDE	GAP
Grade 3	2011	72	56	16	Grade 3	2011	77	60	17
	2012	74	56	18		2012	75	61	14
	*2013	48	31	17		*2013	56	34	22
	*2014	45	32	13		*2014	59	42	17
	*2015	40	31	9		*2015	67	42	25
Grade 4	2011	79	57	22	Grade 4	2011	86	67	19
	2012	78	59	19		2012	85	69	16
	*2013	41	30	11		*2013	45	36	9
	*2014	49	32	17		*2014	60	42	18
	*2015	49	33	16		*2015	67	43	24
Grade 5	2011	69	54	15	Grade 5	2011	82	66	16
	2012	80	58	22		2012	87	67	20
	*2013	40	30	10		*2013	34	30	4
	*2014	43	29	14		*2014	55	39	16
	*2015	41	30	11		*2015	55	43	12
Grade 6	2011	78	56	22	Grade 6	2011	80	63	17
	2012	79	56	23		2012	80	65	15
	*2013	45	30	15		*2013	55	31	24
	*2014	33	28	5		*2014	57	37	20
	*2015	50	31	19		*2015	57	39	18
Grade 7	2011	69	48	21	Grade 7	2011	77	65	12
	2012	78	52	26		2012	82	65	17
	*2013	42	31	11		*2013	31	28	3
	*2014	34	28	6		*2014	45	32	13
	*2015	38	29	9		*2015	46	35	11
Grade 8	2011	70	47	23	Grade 8	2011	79	60	19
	2012	72	50	22		2012	78	61	17
	*2013	54	34	20		*2013	31	28	3
	*2014	45	34	11		*2014	11	22 ^{AA}	-11
	*2015	51	35	16		**2015	81	41	40

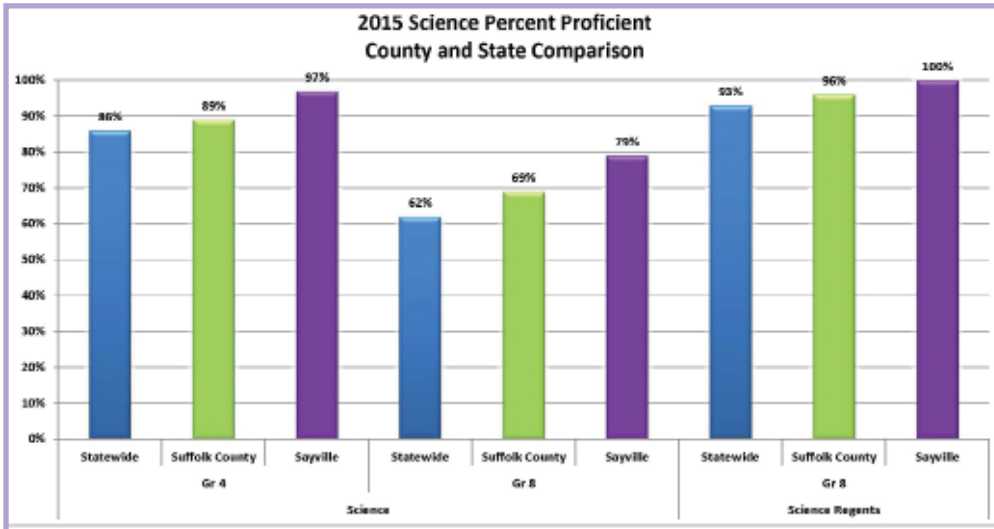
*Common Core Assessment

**8th Grade included Integrated Alg. 1 Regents

^{AA}2014-2015 results impacted by a significant number of student refusals.



SAYVILLE'S *Middle & Elementary* PROFICIENCIES

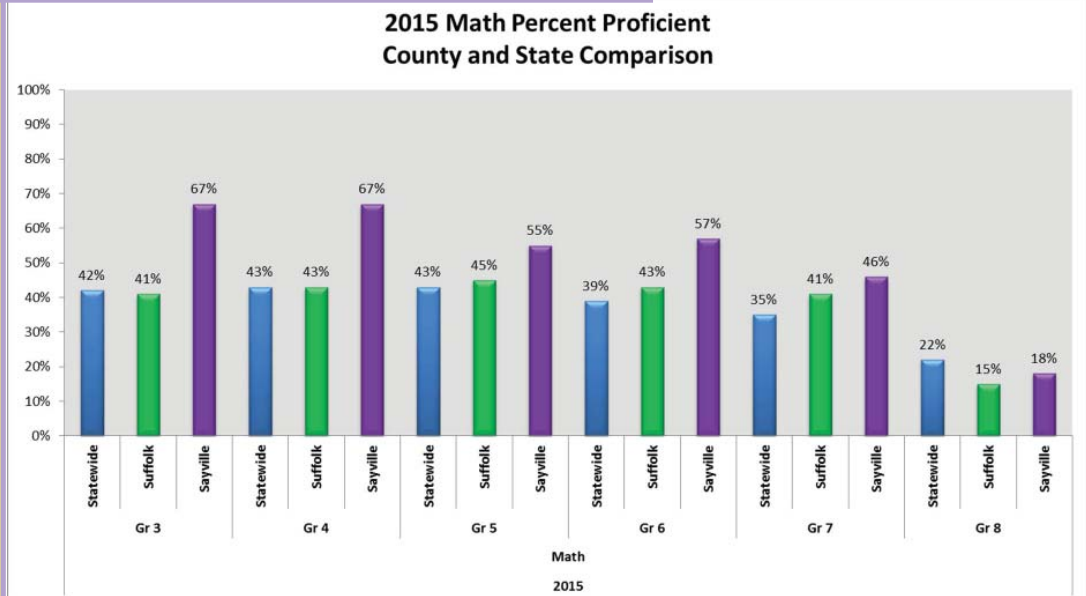


SAYVILLE MIDDLE SCHOOL COMPARISON

- 34 percent of 8th-grade students were enrolled in the more-demanding Regents-level *Living Environment Course* and were not required to take the 8th-Grade Science Exam.

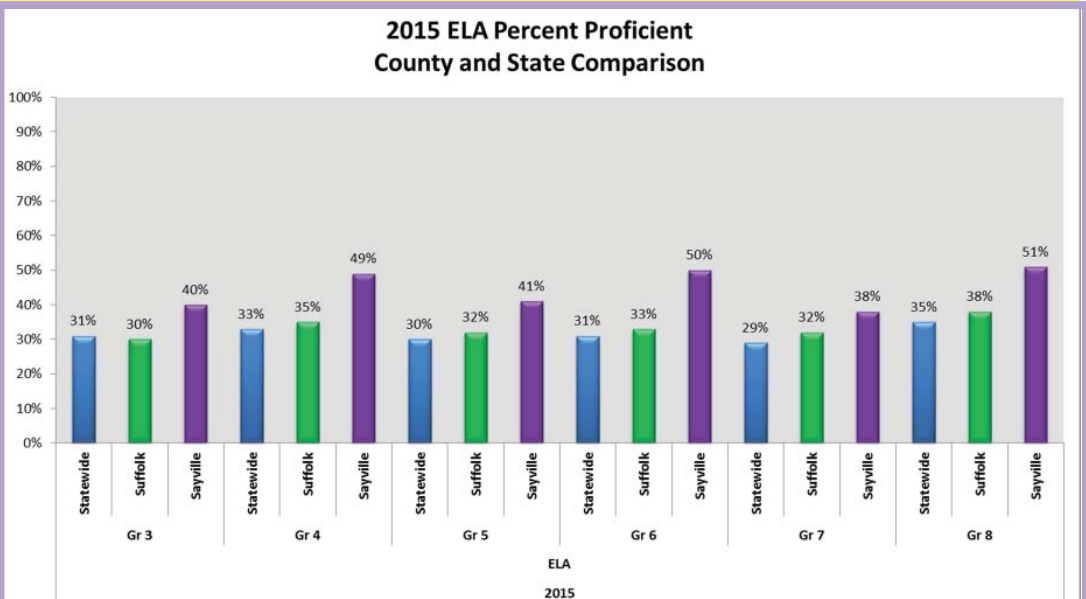
MORE COMPARISONS:

- 36 percent of 8th-grade students were enrolled in the more-demanding *Algebra Course* and were not required to take the 8th-grade Math Exam.



MORE COMPARISONS:

- 20-25% of the students in grades 3-8 participated in the 3-8 Testing. Among those who were tested, Sayville averaged *ABOVE* state-and-county performance.



Extracurricular Activities

How many of our students engage in extracurricular programs in the arts, athletics, community service organizations, and sciences which are offered by the district?

2014-2015 High School

	STUDENT ENGAGEMENT	Activity/ Student-Ratio
• In interscholastic athletic activities	1,059	1.06
• In co-curricular activities	938	0.94
On average, HS students participate in more than two extracurricular activities.	1,997	2.10

Middle School

	STUDENT ENGAGEMENT	Activity/ Student-Ratio
• In MS & JV athletic activities	749	1.04
• In co-curricular activities	450	0.62
On average, MS students participate in more than one extracurricular activity.	1,199	1.66

SPECIAL EDUCATION

Among various offerings for students with special needs, *The Functional Academics and Career Development* program has opened new opportunities to service the school store, tend to a greenhouse, and learn a variety of work skills in the new PAES Lab, a simulated work environment.



INSTRUCTIONAL TECHNOLOGY

Sayville School District is in *Year Two* of an ambitious, multi-year project to provide every student with a Chromebook. These reasonably priced, powerful, digital-learning tools are designed to help our teachers optimize their students' learning experiences.



COMMUNITY SERVICE

At all grade levels, Sayville students PAY IT FORWARD with community service by raising money to beat cancer, heart disease, and ALS; supporting our soldiers; feeding and clothing the needy; and collecting toys to make the holidays a little brighter for those less fortunate. Our students extend their hearts and aid locally, nationally, and globally through various community-service organizations and agencies. Often our students initiate their own drive in response to a particular crisis whether local or worldwide.

To name BUT A FEW of the charitable drives in which all our school students have willingly participated:

- Coat Drives
- Thanksgiving Baskets
- Veterans Collections
- Adopt a Soldier
- ReesSpecht Toy Drive
- Empty Bowls/Souper Bowls
- Ronald McDonald House
- Ride for Life
- Jump Rope for Heart

There are too many to name here!



ACCRUING ACCOMPLISHMENTS IN ACADEMICS, ARTS, & ATHLETICS

Sayville School District's tradition of excellence is enhanced by the amazing talents of so many students who have garnered countless accolades as artists, athletes, historians, mathematicians, musicians, scientists, multimedia technicians, and writers.

In 2015, the Sayville R.I.S.E. Program had two students named Intel Semifinalists.



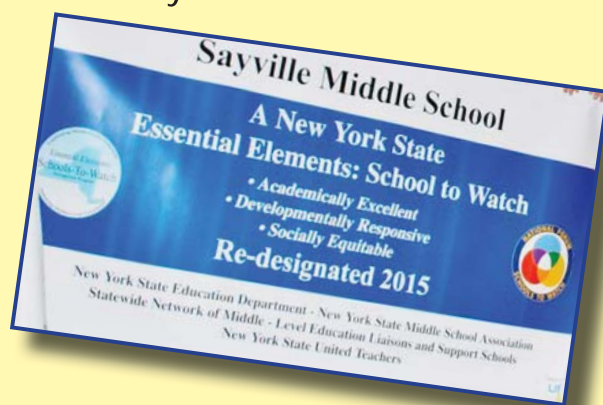
NATIONAL/STATE ACCOLADES

- Sayville High School - one of America's top high schools in Newsweek's 2015 High School Rankings - was recognized for its Educational Excellence and Equity in Opportunities.



- Sayville High School was designated a "Reward School"—the highest honor bestowed by New York State—fourth consecutive year.

- Sayville Middle School was named New York State Essential Elements: Schools-to-Watch—an unprecedented fourth time—for its "academic excellence, developmental responsiveness, social equity, and superior organization and structure."



• COLLEGE READINESS

"Student success in higher education is directly correlated to their exposure to rigorous curricula."

Sayville High School currently offers:
18 Advanced Placement courses and
intends to offer 22 Advanced Placement courses
during the 2016-2017 school year.



CENTRAL ADMINISTRATION

WALTER SCHANTNER, Ed.D., SAYVILLE SCHOOLS SUPERINTENDENT

JOHN BELMONTE, ASSISTANT SUPERINTENDENT FOR BUSINESS

ROSEMARY CAMILLERI, ASSISTANT SUPERINTENDENT FOR HUMAN RESOURCES

JOHN STIMMEL, Ed.D., ASSISTANT SUPERINTENDENT FOR CURRICULUM & INSTRUCTION

PETER BRANSCOMBE, DIRECTOR OF SPECIAL EDUCATION SERVICES

BARBARA HALL, COORDINATOR OF INSTRUCTIONAL TECHNOLOGY

DENNIS MALONEY, COORDINATOR OF PHYSICAL EDUCATION, HEALTH, & INTERSCHOLASTIC ATHLETICS

BOARD OF EDUCATION

JOHN VERDONE, PRESIDENT

THOMAS COOLEY, VICE PRESIDENT

TRUSTEES: CARL CANGELOSI,

NORMAN DEVENAU,

MAUREEN DOLAN, KEITH KOLAR, &

DEBORAH VAN ESSENDELFT